



WWW.SPAPARTSSHOP.COM

PH: 877-772-7801 FAX: 877-747-8571

EMAIL: SALES@SPAPARTSSHOP.COM

### CUSTOM SPA COVER QUOTE FORM

STEP 1: ABOUT

SPA MAKE SPA MODEL SPA YEAR

STEP 2: CUSTOMER INFO.

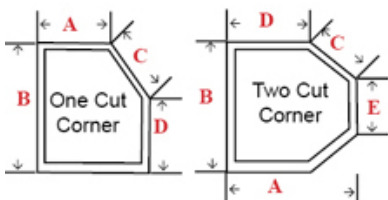
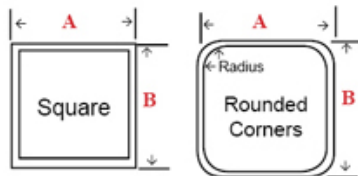
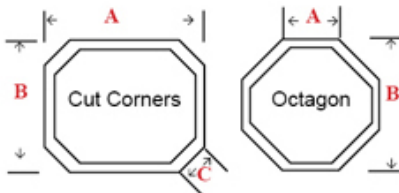
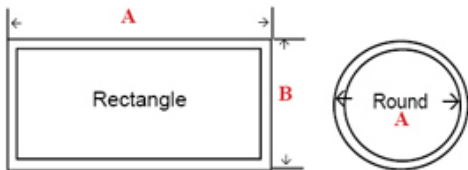
BUYER/COMPANY: \_\_\_\_\_

PHONE NUMBER: \_\_\_\_\_

E - MAIL ADDRESS: \_\_\_\_\_

SHIPPING ADDRESS: \_\_\_\_\_

STEP 3: SPA SHAPE & DIMENSIONS



SPA SHAPE: \_\_\_\_\_

DIMENSION A: \_\_\_\_\_

DIMENSION B: \_\_\_\_\_

DIMENSION C: \_\_\_\_\_

DIMENSION D: \_\_\_\_\_

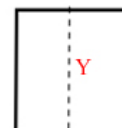
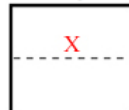
DIMENSION E: \_\_\_\_\_

ROUNDED CORNER RADIUS: \_\_\_\_\_

\*PLEASE REFER TO PG. 3

HINGE TYPE:

HINGE



5 YEAR WARRANTY





WWW.SPAPARTSSHOP.COM

PH: 877-772-7801 FAX: 877-747-8571

EMAIL: SALES@SPAPARTSSHOP.COM

STEP 4: OPTIONS

CLASSIC COVER

4 X 2 TAPERED FOAM

- FOUR (4) TIE DOWNS W/ KEYED LOCK FASTENERS
GALVANIZED CHANNELING
TOPSTITCH
TWO (2) HANDLES
STEAM STOPPERS

UP TO 8' ..... \$299.00
UP TO 96-102" ..... ADDITIONAL \$35.00
3-FOLD ..... \$369.00

PREMIUM COVER

4 X 2 TAPERED FOAM

- FOUR (4) TIE DOWNS W/ KEYED LOCK FASTENERS
ALUMINUM CHANNELING
DOUBLE TOPSTITCH
TWO (2) HANDLES
STEAM STOPPERS

UP TO 7' ..... \$319.00
UP TO 8' ..... \$339.00
UP TO 96-102" ..... ADDITIONAL \$35.00
3-FOLD ..... \$419.00

LUXURY COVER

5 X 3 TAPERED FOAM

- FOUR (4) BOX "X" TIE DOWNS W/ KEYED LOCK FASTENERS
ALUMINUM CHANNELING
REINFORCED TOPSTITCH HINGE W/ NYLON WEBBING
FOUR (4) PADDED HANDLES- 2 INSIDE HINGE/ 2 OUTSIDE
ENHANCED WHITE THREAD THROUGHOUT
FULL LENGTH STEAM STOPPERS
LAYERED DOUBLE SIDED VINYL SKIRT

UP TO 7' ..... \$379.00
UP TO 8' ..... \$385.00

WALK-ON COVER

4 X 2 TAPERED FOAM W/ FIBERGLASS SHEETS

- LAMINATED ON BOTH SIDES
FOUR (4) TIE DOWNS W/ LOCKS
DOUBLE TOPSTITCH
TWO (2) HANDLES
STEAM STOPPERS

UP TO 7' ..... \$799.00
UP TO 8' ..... \$849.00
UP TO 96-102" ..... ADDITIONAL \$79.00
3-FOLD ..... \$949.00
OVER 102" ..... CALL FOR QUOTE

STEP 6: COLORS\*

\*PLEASE NOTE THAT COLORS MAY VARY BY DYE LOT, RUN, OR MANUFACTURE OF MATERIAL. COLORS MAY ALSO VARY DUE TO YOUR COMPUTER'S MONITOR.

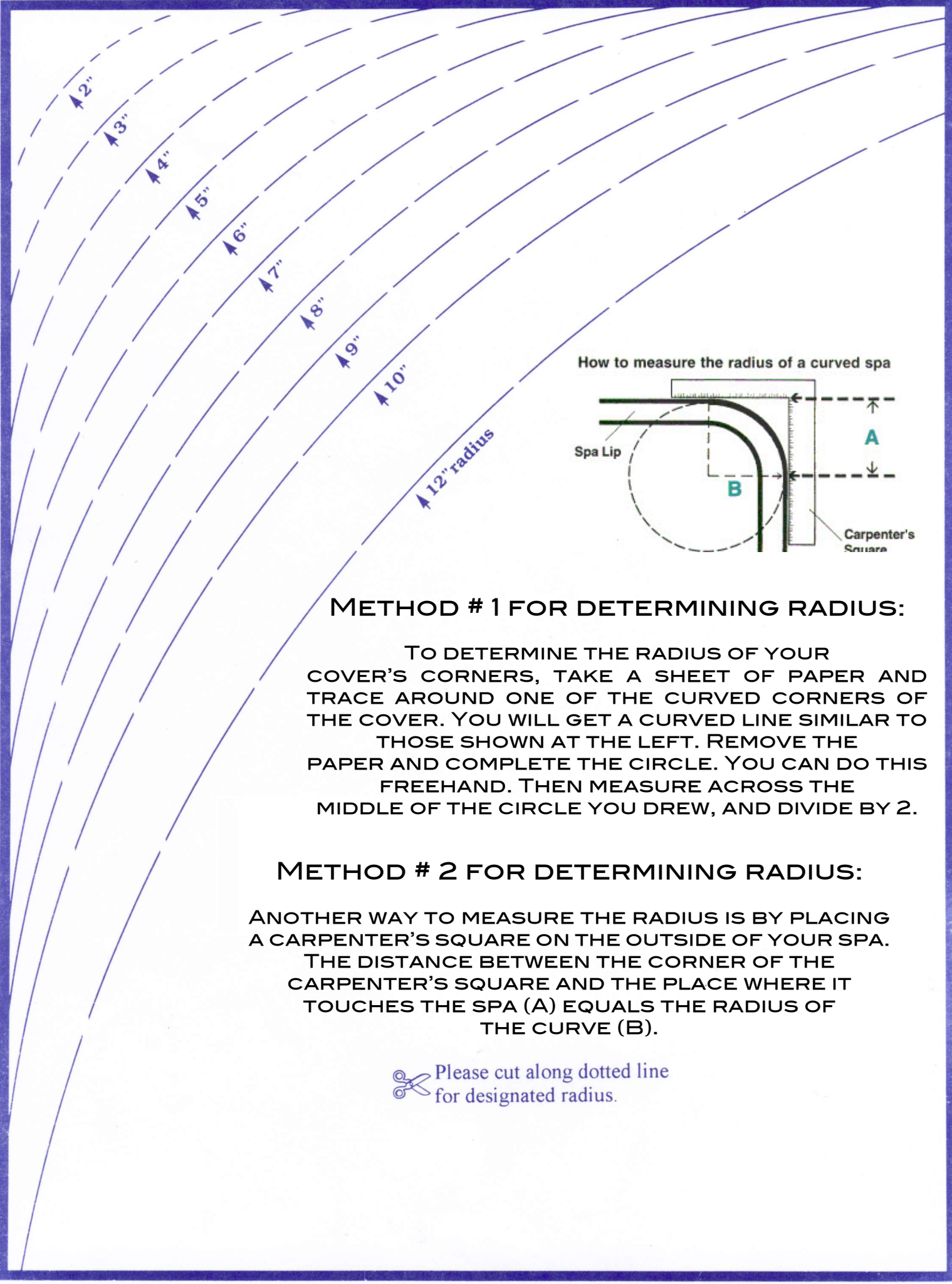


STEP 5: UPGRADES

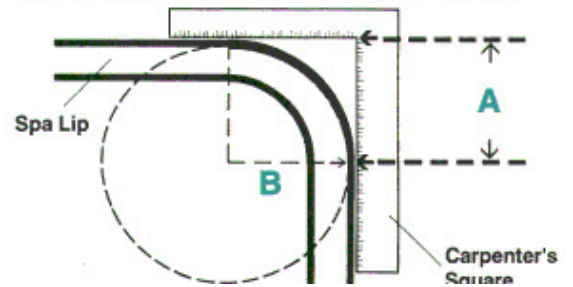
- 5 X 3 TAPER ..... \$29.00
6 X 4 TAPER ..... \$39.00
1.5 LB. FOAM ..... \$39.00
2.0 LB. FOAM ..... \$49.00
RUBBER HAND GRIP ..... \$10.00
ADDITIONAL HANDLES (2) ..... \$8.00
GAZEBO HANDLES ..... \$23.00
ADJUSTABLE STRAPS ..... \$18.00
WIND STRAPS-ADJUST 6' TO 12' (2) ..... \$24.00
ADDITIONAL TIE DOWNS (PAIR) ..... \$9.00
REFLECTIVE MYLAR MATERIAL ..... \$40.00
LONG STEAM STOPPER ..... \$16.00
UPGRADED VAPOR BARRIER (4 MIL) ..... \$9.00
UPGRADED PERMALINER VAPOR BARRIER ... \$18.00
Eco COVER UPGRADE ..... \$79.00
HOT TUB CAP (7 x 7 x 12) ..... \$40.00
HOT TUB CAP (8 x 8 x 12) ..... \$40.00
SCUFF PAD FOR WALK-ONS (OVER 96") ..... \$125.00
CUTOUT/DIGOUT..... \$18.00
BOOTS FOR WATERFALLS, HANDRAILS, ETC ..... \$60.00
SPA COVER CLEANER (14 OZ.) ..... \$17.00

5 YEAR WARRANTY





How to measure the radius of a curved spa




### METHOD # 1 FOR DETERMINING RADIUS:

TO DETERMINE THE RADIUS OF YOUR COVER'S CORNERS, TAKE A SHEET OF PAPER AND TRACE AROUND ONE OF THE CURVED CORNERS OF THE COVER. YOU WILL GET A CURVED LINE SIMILAR TO THOSE SHOWN AT THE LEFT. REMOVE THE PAPER AND COMPLETE THE CIRCLE. YOU CAN DO THIS FREEHAND. THEN MEASURE ACROSS THE MIDDLE OF THE CIRCLE YOU DREW, AND DIVIDE BY 2.

### METHOD # 2 FOR DETERMINING RADIUS:

ANOTHER WAY TO MEASURE THE RADIUS IS BY PLACING A CARPENTER'S SQUARE ON THE OUTSIDE OF YOUR SPA.

THE DISTANCE BETWEEN THE CORNER OF THE CARPENTER'S SQUARE AND THE PLACE WHERE IT TOUCHES THE SPA (A) EQUALS THE RADIUS OF THE CURVE (B).

 Please cut along dotted line for designated radius.